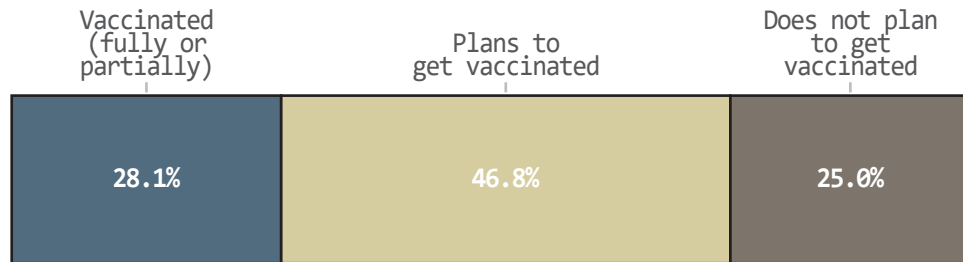


## Despite the state's vaccine efforts, a quarter of Pennsylvanians do not plan to get vaccinated against the coronavirus.

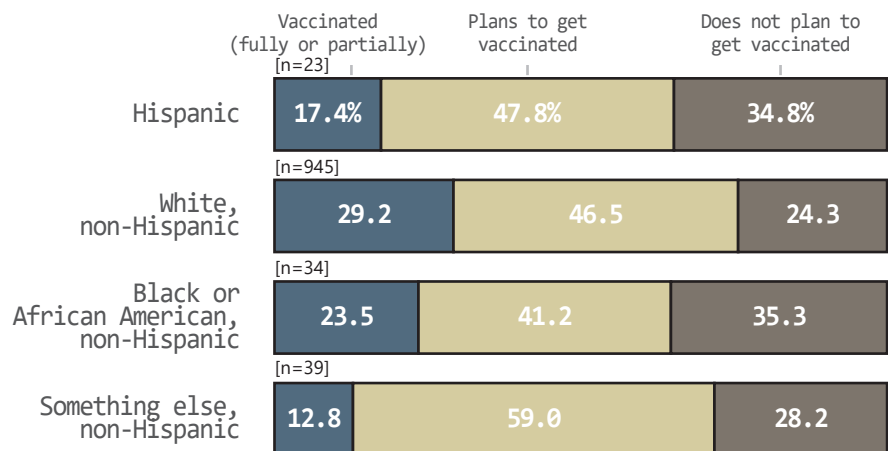


[n=1,042]

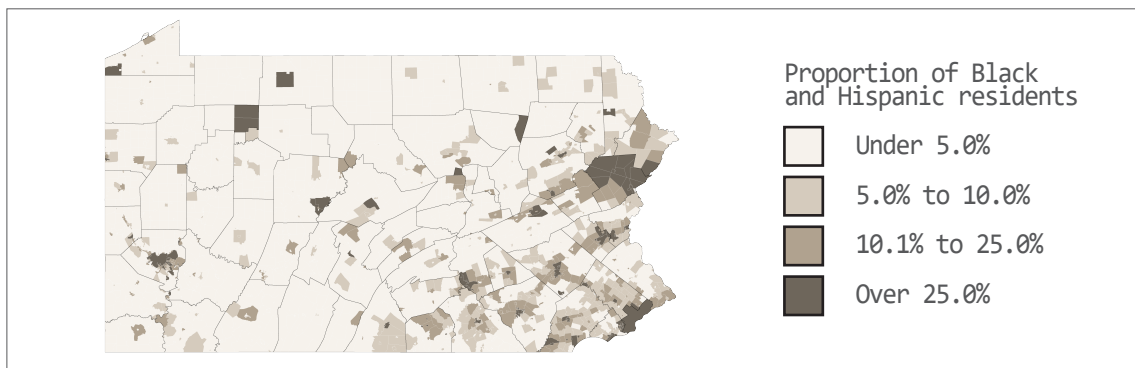
Note: Data were collected from 1,044 adult Pennsylvanians via web from February 23 to April 20, 2021. Excludes respondents who did not report vaccine status. Margin of Error: ± 3.0% with 95.0% confidence. For full methodology report, visit <https://bit.ly/S21LionPoll>

## In particular, communities of color are reluctant to get the vaccine.

*Black and Hispanic respondents were the least certain about getting the vaccine.*



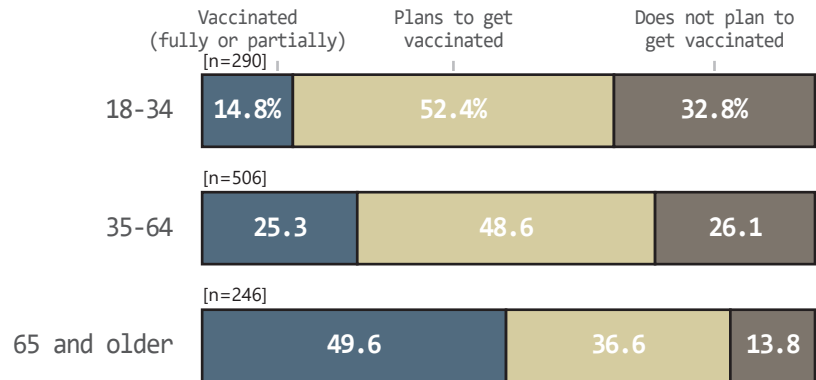
Note: Excludes respondents who did not report race/ethnicity



Data: U.S. Census Bureau, American Community Survey 2015-2019 Five-Year Estimates

## Older Pennsylvanians were the most certain about receiving the coronavirus vaccine.

Only 13.8% of respondents 65 and older indicated that they did not plan to get vaccinated.



## Residents of the Northwest, Northeast, and Southcentral Department of Health regions were the most reluctant to get the vaccine.

Almost a third of respondents in these three regions did not plan to get the vaccine.

